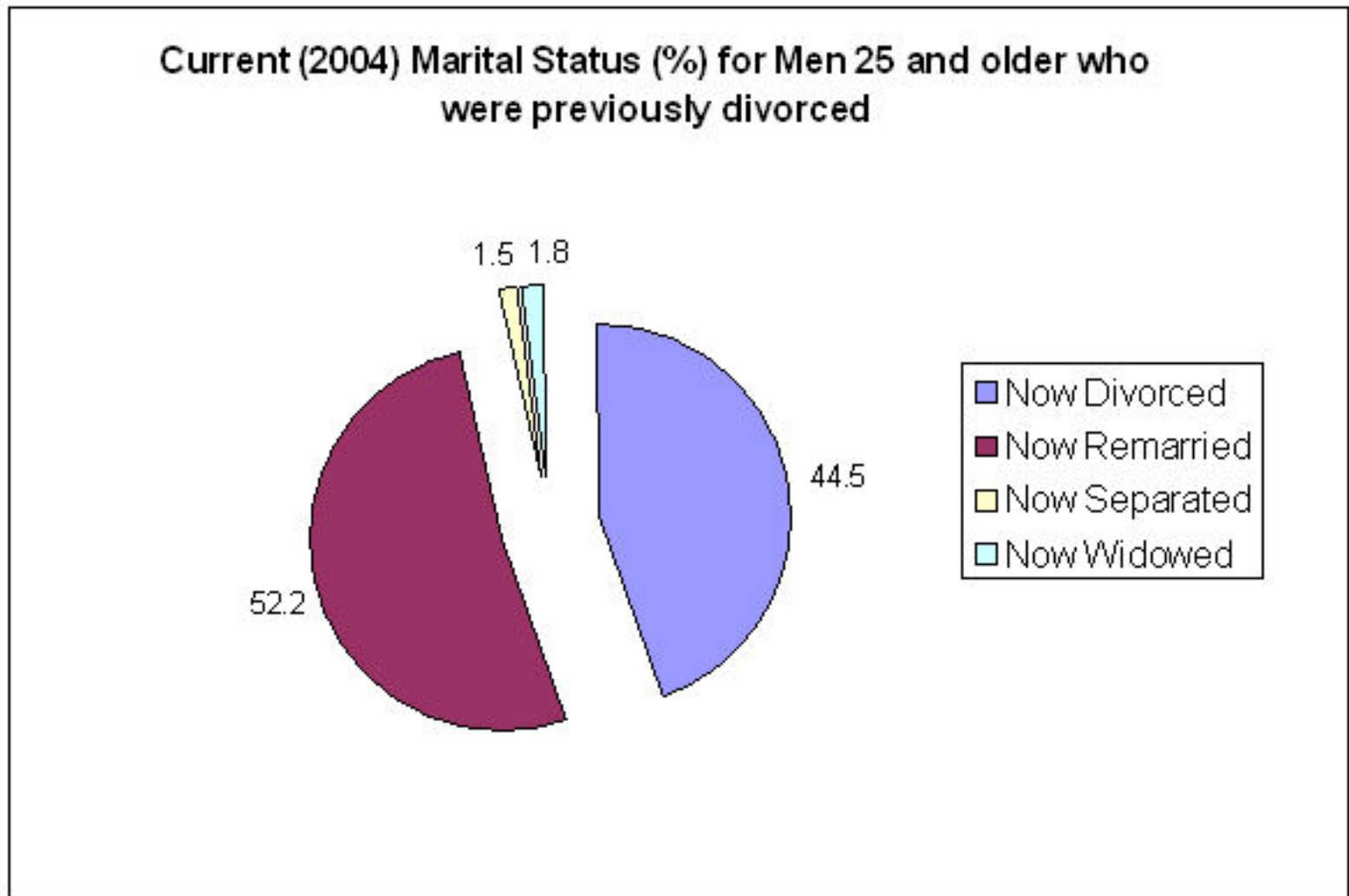
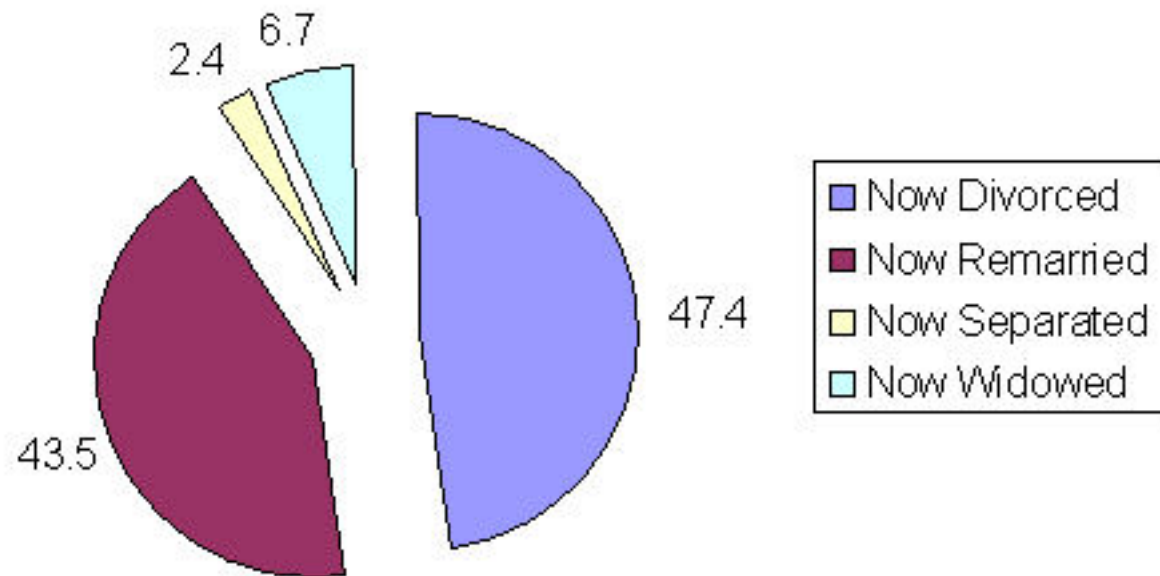


Current Marital Status (2004) for Men

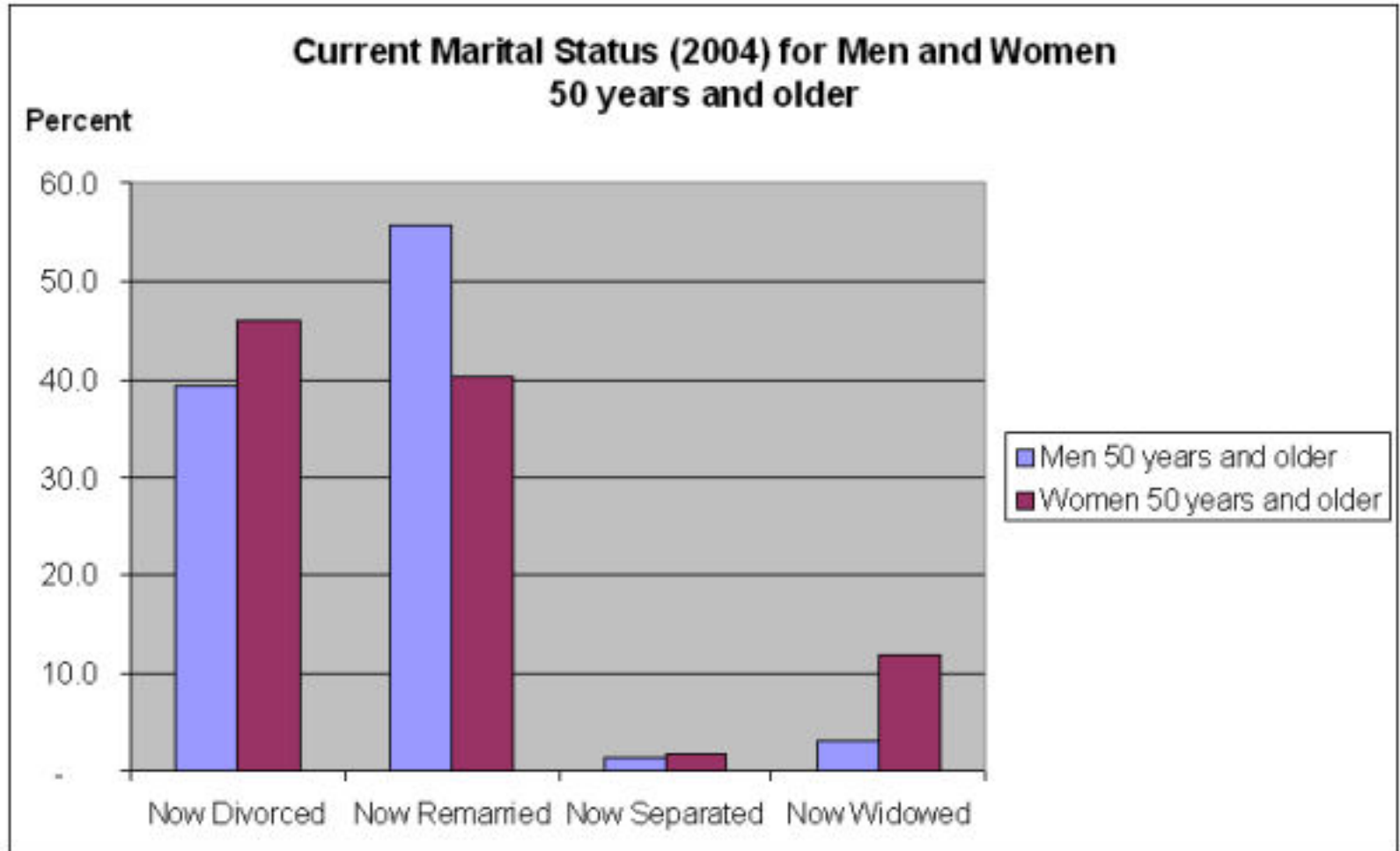


Current Marital Status (2004) for Women

Current (2004) Marital Status (%) for Women 25 and older who were previously divorce



Current Marital Status (2004) for Men and Women 50 years and older



Median age for marital event in first and second marriages

	<i>Median Age</i>	
First Marriage	Men	Women
Age when first married	24.2	21.9
Age when separated	30.6	28.3
Age when divorced	31.8	29.4
Age when widowed	61.3	60.3
Second Marriage		
Age when remarried	35.3	32.6
Age when separated again	38.3	35.8
Age when divorced again	41.2	38.2
Age when widowed	61.7	57.9

Duration of marriages (years) for people 15 and older

	Duration (years)	
	<i>Men</i>	<i>Women</i>
Duration of first marriage for those whose first marriage ended in divorce	8.1	7.8
Duration between first marriage and first separation for those who separated	6.9	6.4
Duration between first separation and first divorce for those who divorced	0.9	0.9
Duration between first divorce and remarriage for those whose first marriages ended in divorce and who had remarried	3.6	3.5
Duration of second marriage for those whose second marriage ended in divorce	8.6	7.2

Number of Times Married for Currently Married Wives and Their Husbands: 2004

Percent of marriages	men	women
Married once	79.0	79.2
Married twice	16.8	17.1
Married 3 or more times	4.2	3.7

Employment Characteristics of People 15 Years and Over with a Marriage or Divorce Event During 2003



Poverty Level Characteristics of People 15 Years and Over with a Marriage or Divorce Event During 2003

